


# Baby Storytime



Volume I



**SIouxLAND  
LIBRARIES**



# Car

Make hands into fists,  
as though driving a car.

## **A Smooth Road**

A smooth road, a smooth road,  
A smooth road, a smooth road  
*(gently rock baby side to side).*

A bumpy road, a bumpy road,  
A bumpy road, a bumpy road  
*(start bouncing).*

A rough road, a rough road,  
A rough road, a rough road  
*(bounce vigorously).*

A hole  
*(spread your knees  
and let baby drop down)!*



# Spider

Place left palm above the top of right hand to make an “X” shape. Creep and wiggle your fingers forward.


# Itsy Bitsy Spider

The itsy bitsy spider  
went up the water spout  
*(alternate touching thumb and opposite hand's  
pointer finger together).*

Down came the rain and  
washed the spider out  
*(wiggle your fingers  
in a downward motion).*

Out came the sun and  
dried up all the rain  
*(put your arms above your head,  
forming a circle)*

And the itsy bitsy spider  
went up the spout again  
*(alternate touching thumb and opposite hand's  
pointer finger together).*



# Cake

Hold left hand out flat, palm up.

Make your right hand into a “C” shape.

Place it on your left palm  
with fingertips down.

Bring the right hand up about an inch,  
and then return it to your palm.

Immediately bring it up about a foot  
in the air and return it to the left palm.


# **Patty Cake**

Patty cake, patty cake,  
baker's man!

Bake me a cake as  
fast as you can  
*(clap hands in time  
with the words).*

Roll it, pat it, mark it with a B  
*(roll hands, pat hands together,  
draw a B in the air).*

Put it in the oven  
for baby and me  
*(pretend to put it in oven).*



## Open

Bring the thumb in underneath the pointer finger on both hands.

Place hands flat, palms down horizontally, together.

Pull them apart and bring the palms out vertically.



# Open, Shut Them

Open, shut them.

Open, shut them.

Give a little clap, clap, clap.

Open, shut them.

Open, shut them.

Lay them in your lap, lap, lap.


Creep them, crawl them.

Creep them, crawl them,  
Right up to your chin, chin, chin.

*(follow the instructions  
with your hands)*

Open wide your little mouth,  
But do not let them in.

*(wiggle your fingers in front  
of your closed mouth)*



# Bread

Hold left hand out with fingers together horizontally, palm facing the body, to make a slice of bread.

Make right hand into an “L” shape by keeping palm vertical, in line with your arm.

Fold fingers down so they are horizontal.

Pretend to cut the bread three times with the tips of fingers on the outside of the hand that is the bread.



# **I'm Toast in the Toaster**

I'm toast in the toaster.

I'm getting very hot  
*(gently bounce).*

Tick tock, tick tock  
*(sway side to side)*

Up I pop  
*(Lift baby up in the air)!*



# Head

Make right hand into an “L” shape by keeping palm vertical, in line with your arm.

Fold fingers down so they are horizontal.

Tap right temple, and then chin with the tips of your fingers.


# **Head, Shoulders, Knees, and Toes**

Head, shoulders,  
knees, and toes,  
knees and toes.

Head, shoulders,  
knees, and toes,  
knees and toes.

Eyes and ears and  
mouth and nose.


Head, shoulders,  
knees, and toes,  
knees and toes  
*(point to each part of the body).*



# Bee

Make "OK" gesture with right hand.  
Tap the right side of your face, then  
"swat the bee away" by making  
hand straight and bringing thumb  
in underneath your pointer finger.





# **Bird**

Make fist and put the thumb and pointer finger together.

Place fist in front of mouth and open and close pointer finger and thumb three times.



# Two Little Blackbirds

*(Put thumbs behind back/bring forward)*

Two little blackbirds sitting on a hill.

One named Jack,  
the other named Jill.

Fly away Jack.

Fly away Jill.

Come back Jack.

Come back Jill.

...blackbirds sitting on a pole.

/one named high, the other named low.

...blackbirds sitting on a pole.

/one named fast, the other named slow.

...blackbirds sitting on a gate.

/one named early, the other named late.

Cobb, Jane. "I'm Toast in the Toaster" *What'll I Do with the Baby-O? Nursery Rhymes, Songs, and Stories for Babies*. Vancouver, 2006.

Cobb, Jane. "A Smooth Road" *What'll I Do with the Baby-O? Nursery Rhymes, Songs, and Stories for Babies*. Vancouver, 2006.

# SIouxLAND LIBRARIES

