


Baby Storytime



Volume 6



Big

Touch palms, then
separate wider than shoulders.

Big, Big, Big

This is big, big, big.

This is small, small, small.

This is short, short, short.

This is tall, tall, tall.

This is fast, fast, fast.

This is slow, slow, slow.

This is yes, yes, yes.

This is no, no, no

*(use hands to indicate size and speed,
nod head for yes and no).*



Car

Make hands into fists,
as though driving a car.

A Smooth Road

A smooth road, a smooth road,
A smooth road, a smooth road
(gently rock baby side to side).

A bumpy road, a bumpy road,
A bumpy road, a bumpy road
(start bouncing).

A rough road, a rough road,
A rough road, a rough road
(bounce vigorously).

A hole
*(spread your knees
and let baby drop down)!*



Cheek

Bring fist to cheek, thumb closest to cheek.
Rotate fist up and down while touching cheek.

Cheek, Chin

Cheek, chin,
Cheek, chin,
Cheek, chin, nose.
*(touch baby's cheek,
chin, and nose)*

Cheek, chin
Cheek, chin
Cheek, chin, toes.
*(touch baby's cheek,
chin, and toes)*

Cheek, chin
Cheek, chin,
Up baby goes!
*(touch baby's cheek,
chin, and lift baby)*



Grand

Spread out right hand, point thumb to chest, circle out from chest to chin, down and around, three times.

Grand Old Duke of York

Oh, the grand old Duke of York,
he had ten thousand men
(move arms in marching fashion).

He marched them to the top of the hill
(raise legs or lift baby)


And he marched them down again
(lower legs or lower baby).

And when they were up, they were up
(raise legs or lift baby)

And when they were down,
they were down
(lower legs or lower baby).

And when they were only halfway up
*(raise legs halfway up
or raise baby halfway up),*

They were neither up nor down
*(raise then lower legs
or raise then lower baby).*



Elevator

Left palm open, fingers touching.
Right hand knuckles rest on the left palm.

Elevator Song

Oh, the city is great,
and the city is grand.

There's lots of tall buildings,
on a little piece of land.

(make tall building with hands)

And we live way up on the 57th floor

(hands stack up and up).

And this is what we do
when we go out the door

(open a door).

We take the elevator up

and the elevator down,

take the elevator up,



take the elevator down.

Take the elevator up,

and the elevator down,

and we turn around

*(lift baby up and down and
turn around as lyrics indicate).*



Bounce

Touch fingers together in a ball shape.
Then use your right index finger to make a
check mark in front of your body.

Bounce You Here

I bounce you here,
I bounce you there,
I bounce you,
bounce you everywhere
(bounce baby).

I tickle you here,
I tickle you there,
I tickle you,
tickle you everywhere
(tickle baby).

I hug you here,
I hug you there.
I hug you, hug you
everywhere
(hug baby).



Wheel

Extend pointer finger on each hand.
Rotate wrists in a forward motion.

Wheels on the Bus

The wheels on the bus go
round and round, round and round,
round and round.

The wheels on the bus go round and round,
all through the town
(use hands to show moving wheels).

The wipers on the bus go
swish, swish, swish
(swish arms back and forth)...

The horn on the bus goes
beep, beep, beep
(beep imaginary car horn)...

The babies on the bus go,
“Waa, waa, waa”
(hands to eyes)...

The mothers on the bus go,
“Shh, shh, shh”
(finger to lips in a shh)...



Turtle

Make a fist with one hand.

Put your thumb over the top of your index finger. Place the other hand over the top so the thumb is poking out.

Wiggle the thumb up and down like a turtle's head poking out of the shell.

Tiny Tim

I had a little turtle.
His name was Tiny Tim
(make turtle with fist—thumb is the head).

I put him in the bathtub,
To see if he could swim
(swim arms).

He drank up all the water
(glub, glub, glub).

He ate up all the soap
(munch, munch, munch).

And he woke up next morning,
bubbles in his throat
(point to throat and make bubbly noises)!

Cobb, Jane. "A Smooth Road" What'll I Do with
the Baby-O? Nursery Rhymes, Songs, and
Stories for Babies. Vancouver, 2006.

SIouxLAND LIBRARIES

