

Public Transit Advisory Board

2019 Annual Report

Work activities:

Approval of the SuTran Inc./Sioux Area Metro Drug and Alcohol Policy

The Public Transit Advisory Board reviewed and approved the Sioux Area Metro for substance abuse policy. The purpose of the policy is to assure that Sioux Area Metro complies with the Federal Transit Administration's drug and alcohol program. In addition, the policy is required as part of implementing the Drug-free Workplace Act of 1988.

Approval of the Liquidity Policy

The liquidity policy was prepared at the recommendation of the City Auditors to help define a policy on how and when Sioux Area metro will request funding from the City.

Approval of Paratransit and Free Ride Days

The polar vortex created extreme weather conditions. To assist the public with reliable transportation, the Mayor declared that bus rides were free. To clarify that paratransit rides are also free, the Public Transit Advisory Board set a policy that fares are waved system wide on "free" days.

Approval of First Transit annual report and work plan

First Transit, the contracted management company of Sioux Area Metro presented the 2018 annual report 2019 work plan. The purpose of the annual report is to provide an annual snapshot of the achievements of First Transit. The goals for 2019 were also highlighted including a staff function review, safety review and a standard operating review.

Approval of the Civil Rights Title VI plan

Sioux Area Metro in conjunction with the City of Sioux Falls must update its plan to assure that Public Transportation services are equitable and not discriminatory. The program is updated every three years. PTAB members encouraged diversity on the board.

Election of Officers

Brett Glirbas was elected chair of the Public Transit Advisory Board replacing Mike Lynch. Jeri Reed was elected vice-chair. The leadership of the board is elected in June, and service is for one year.

Held Public Hearing for the Program of Projects – FTA 5307 Grant

In Federal Fiscal Year 2019 the Federal Transit Administration provided for operating assistance to the City of Sioux Falls in the amount of \$2,672,764. The program of projects was reviewed and the Public Transit Advisory Board provided the opportunity for a public hearing regarding the operating assistance.

Updated Meeting Procedures

The meeting process was updated to clarify that public input is very important, but meeting decorum is also important so all can be heard. Recognizing this, the board update the meeting procedures to include language that a person should be recognized by the Chair before speaking.

Informational:

Transit offices storage building and renovation design

Core Team updates: In a bold experiment by Mayor TenHaken, a problem solving team of 14 city employees, known as the transit core team, was assembled. Utilizing the human centered design model, the core team reviewed the transit system with the help of Harvard-Bloomberg. The Transit Core Team worked together with City residents to find novel solutions to the city's public transportation challenges. Updates on the transit core team were provided to PTAB regularly throughout 2019.

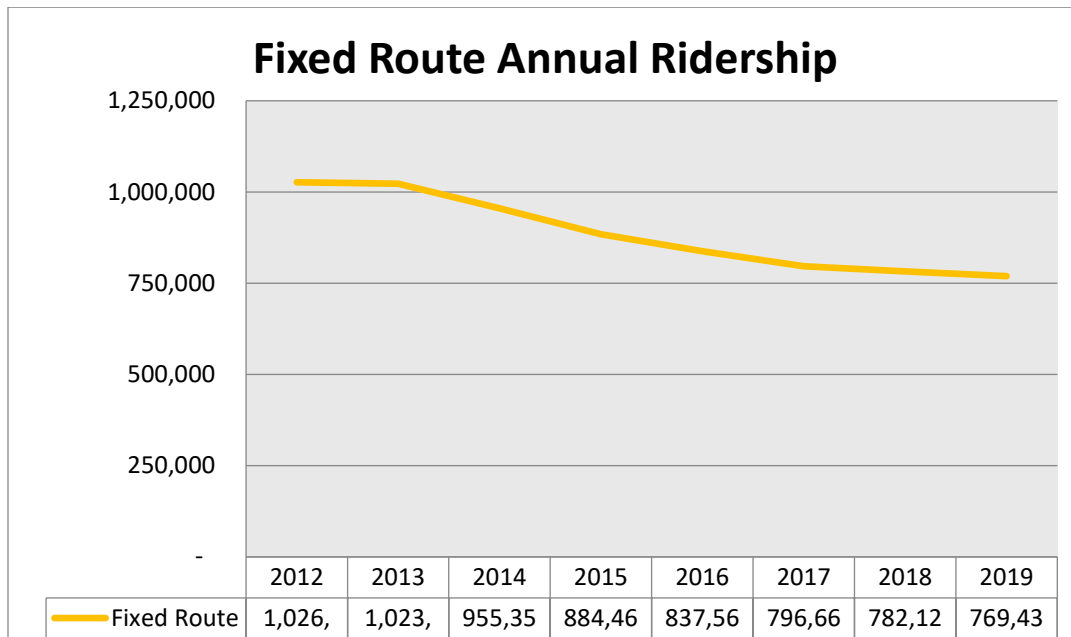
Reviewed the Transit Budget for 2020 including the forecast: The board continues to monitor how the capital program continues to impact the transit fund.

Public input: At every meeting, PTAB provides for public input on agenda items, and also, non-agenda items.

Reviewed the Pass-it-on program: The annual presentation by the Minnehaha County Human Services provided information to the Board. The 40,000 passes distributed by Minnehaha County to agencies that use the transit passes to help individuals with limited transportation options.

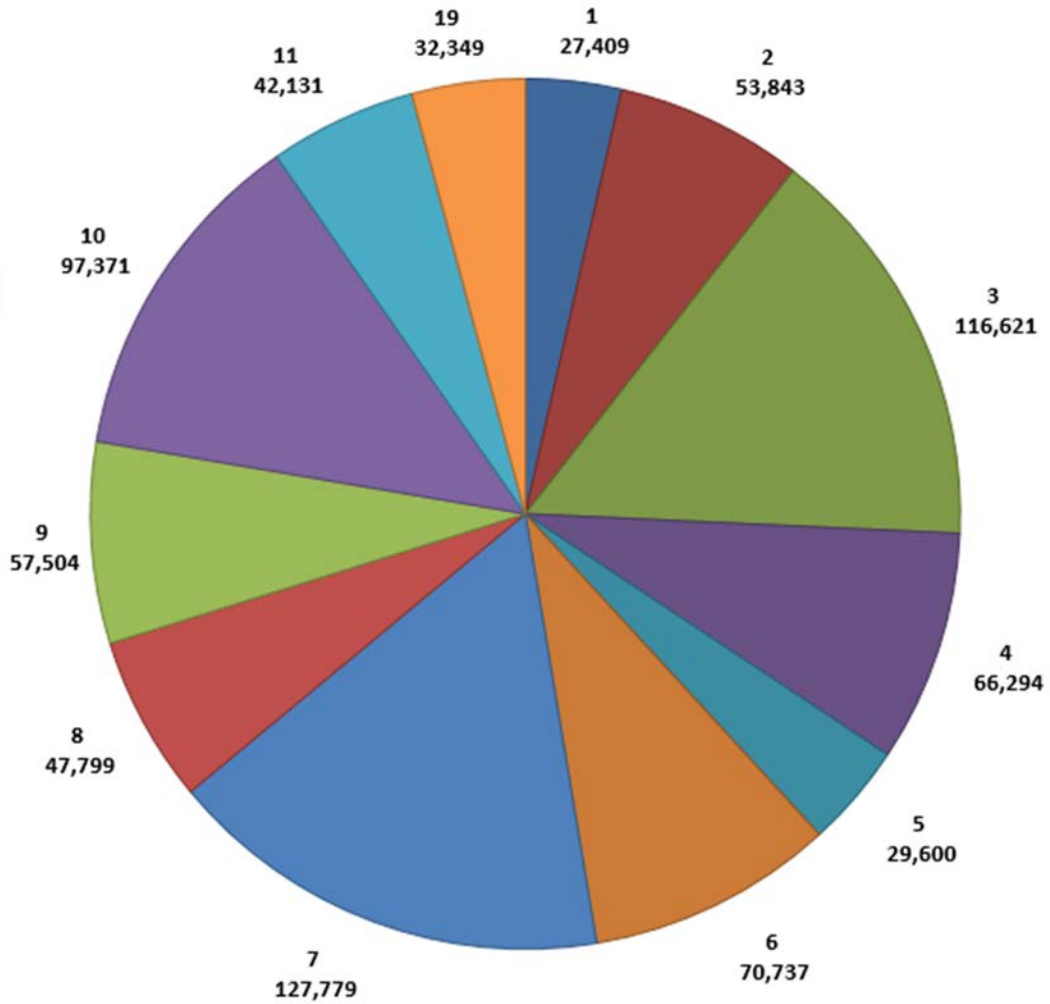
Sioux Area Metro Ridership Trends

SAM : Fixed Route Ridership		
	Fixed Route	Paratransit
2010	937,258	133,736
2011	996,316	141,323
2012	1,026,715	146,290
2013	1,023,089	142,672
2014	955,357	132,387
2015	884,466	121,125
2016	837,564	113,113
2017	796,663	101,046
2018	782,129	91,407
2019	769,437	82,636



	Total Revenue per Passenger Trip		Passengers per Revenue Hour		
	Fixed-Route	Paratransit	Fixed-Route	Paratransit	
2014	\$ 0.60	\$ 1.95	2014	15.1	2.5
2015	\$ 0.60	\$ 2.00	2015	13.5	2.5
2016	\$ 0.62	\$ 2.28	2016	12.5	2.4
2017	\$ 0.54	\$ 2.42	2017	12.9	2.3
2018	\$ 0.55	\$ 2.16	2018	12.6	2.1
2019	\$ 0.53	\$ 2.37	2019	12.3	2.1

Fixed Route Ridership by Route

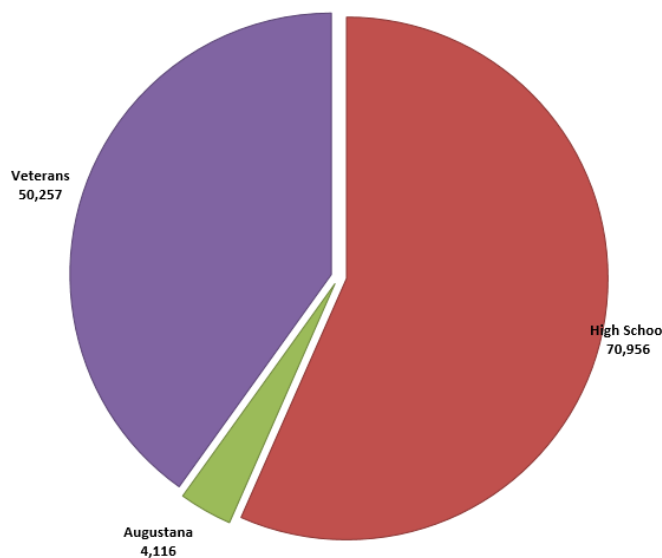


Sioux Area Metro – Ridership by Routes - Trends 2017 compared to 2019

Regular Fixed Routes:	1	2	3	4	5	6
2019	27,409	53,843	116,621	66,294	29,600	70,737
2018	28,913	55,817	117,892	76,059	30,171	67,372
2017	31,338	60,078	129,316	81,288	30,052	63,633
#Change	-3,929	-6,235	-12,695	-14,994	-452	7,104
%Change	-12.54%	-10.38%	-9.82%	-18.45%	-1.50%	11.16%

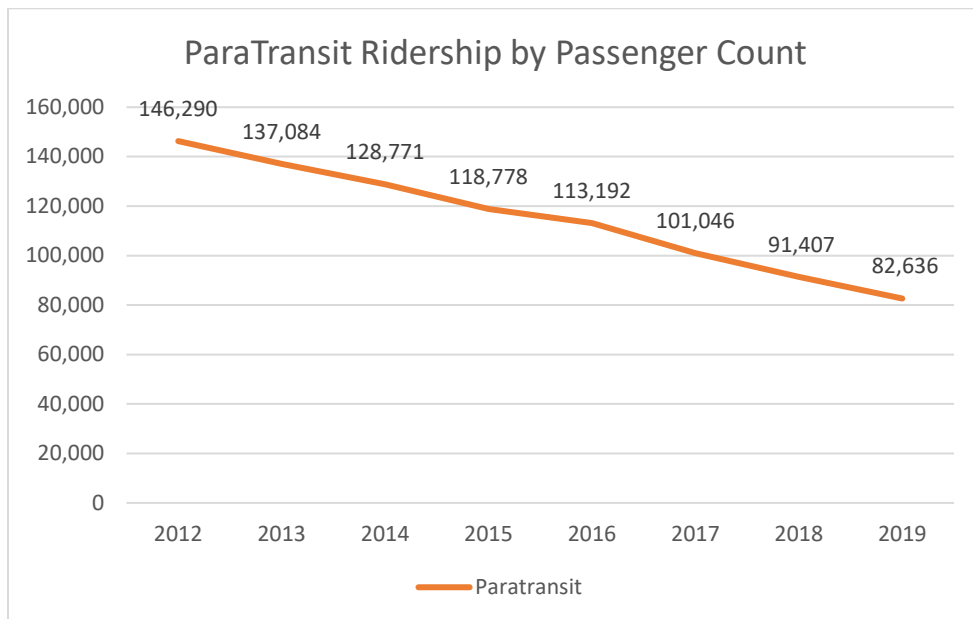
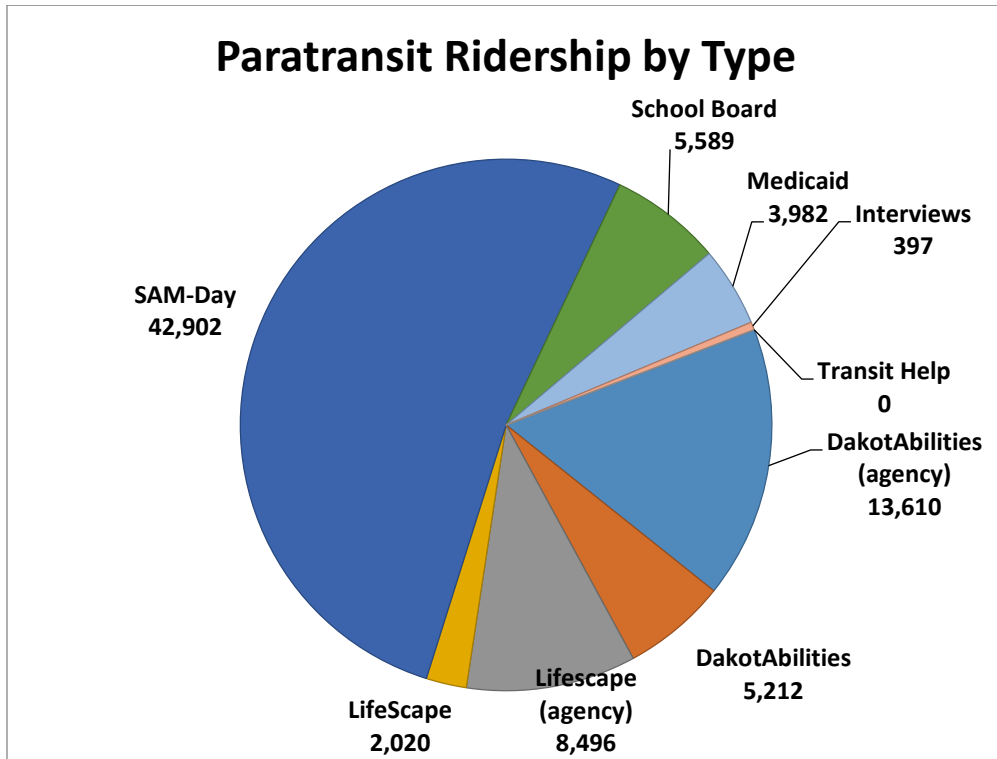
7	8	9	10	11	19	YTD
						769,437
127,779	47,799	57,504	97,371	42,131	32,349	
135,524	41,876	60,135	89,171	43,456	35,743	782,129
140,288	38,869	60,024	84,381	45,297	32,099	796,663
-12,509	8,930	-2,520	12,990	-3,166	250	-27,226
-8.92%	22.97%	-4.20%	15.39%	-6.99%	0.78%	-3.42%

Fixed Route Ridership by Special Pass

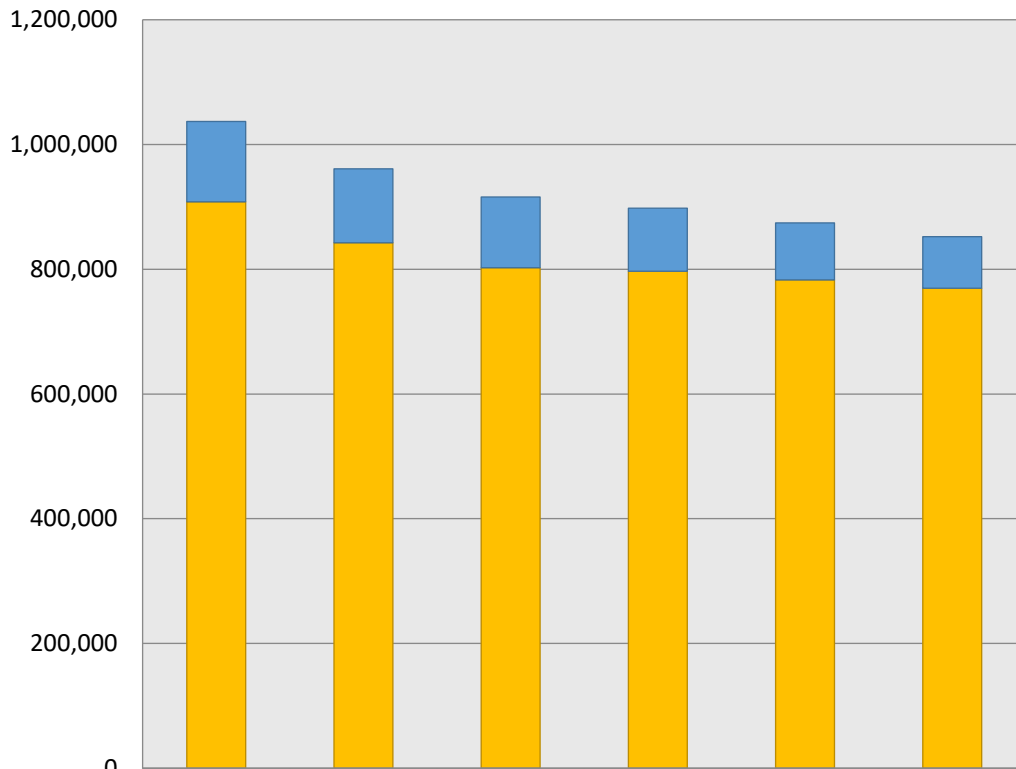


Paratransit Ridership

2019



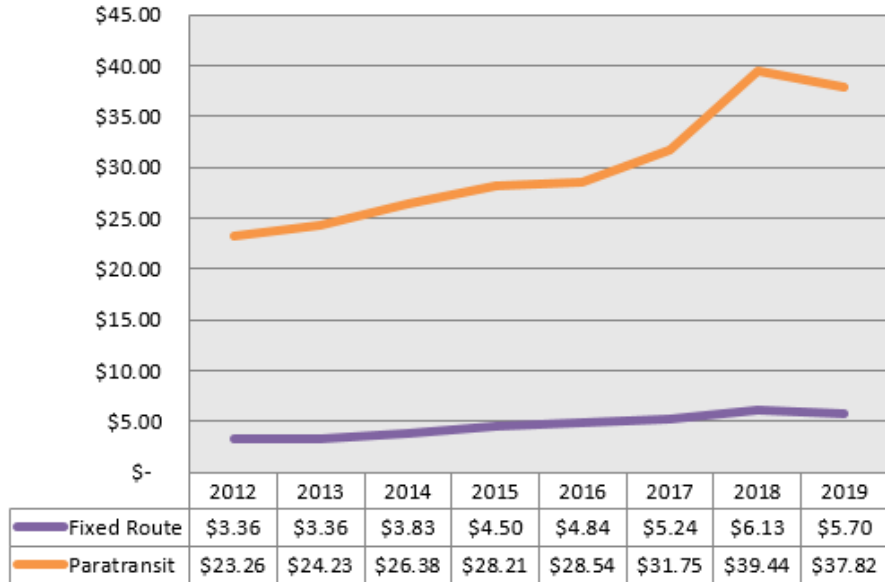
SAM Annual Ridership By Service Report



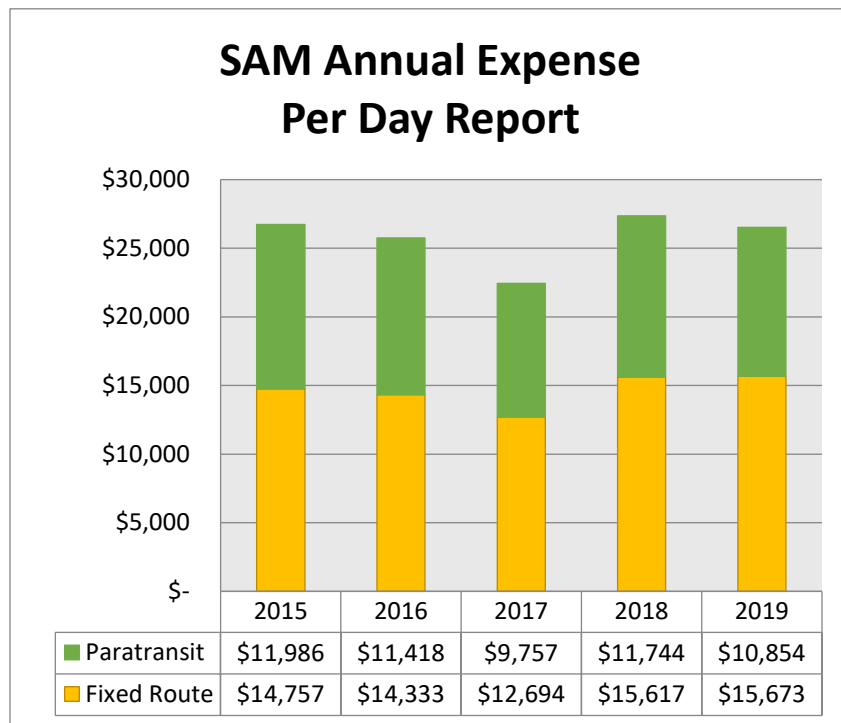
	2014	2015	2016	2017	2018	2019
Paratransit	128,771	118,778	113,192	101,046	91,407	82,636
Fixed Route	907,976	842,352	802,572	796,663	782,719	769,437

Sioux Area Metro Expense Trends

Expense Per Passenger



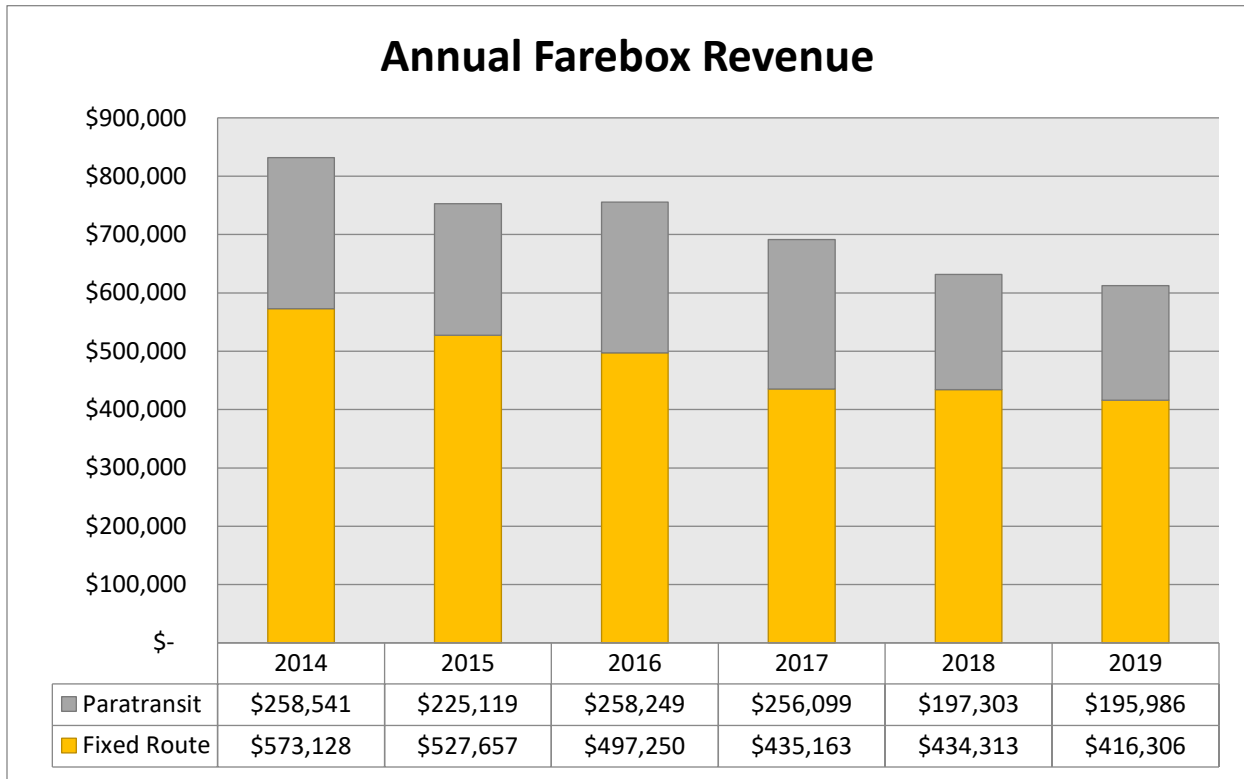
SAM Annual Expense Per Day Report



Sioux Area Metro Budget 2018 and 2019

Budget Status Summary			
Revenue	2018 Actuals	2019 Actuals	% of YTD Budget Collected
Fixed Route	\$ 434,313	\$ 413,225	92.86%
Paratransit	\$ 197,303	\$ 195,711	94.63%
Medicaid - Paratransit	\$ 35,013	\$ 32,060	121.44%
Advertising	\$ 116,638	\$ 64,754	49.06%
Other Income	\$ 38,748	\$ 13,391	42.38%
Total System Revenue	\$ 822,015	\$ 719,141	96.59%
Expenses	2018 Actuals	2019 Actuals	% of YTD Budget Expended
Fixed Route Operations	\$ 3,128,100	\$ 3,082,413	88.74%
Fixed Route Office	\$ 462,384	\$ 510,156	100.36%
Paratransit Operations	\$ 2,260,700	\$ 2,098,049	100.83%
Paratransit Office	\$ 533,939	\$ 522,651	95.45%
Overhead - Vehicle Maintenance	\$ 635,134	\$ 697,755	97.89%
Overhead - Non-Vehicle Maintenance	\$ 447,038	\$ 505,993	86.10%
Overhead - Administration	\$ 826,441	\$ 889,277	101.65%
Total System Expenses	\$ 8,294,095	\$ 8,304,401	95.46%
Budgetary Conclusion: At the end of December 2019, YTD total revenue was \$782,851.44 under budget and expenses were \$387,974.71 under budget.			

Sioux Area Metro Farebox Trends



Farebox Recovery		
	Fixed-Route	Paratransit
2014	13.53%	6.89%
2015	11.75%	6.60%
2016	11.34%	7.39%
2017	10.39%	7.63%
2018	9.03%	5.47%
2019	8.53%	5.89%

Service Quality Indicators

Fixed Route Quality Service Indicators					
	2019	2018	2017	2016	2015
Preventive Maintenance On-Time	100%	100%	100%	100%	100%
Complaints	19	17	42	46	39
Reportable Accidents	4	5	4	1	4
On-Time Performance	98%	98%	97%	97%	97%

Paratransit Quality Service Indicators					
	2019	2018	2017	2016	2015
Preventive Maintenance On-Time	100%	100%	97%	100%	100%
Complaints	8	10	14	31	29
Reportable Accidents	3	2	2	2	5
On-Time Performance	99%	98%	98%	98%	97%