

Getting Started with Libby by OverDrive

- 1** Start where you get Apps for your device:
- Search for Libby by Overdrive
 - Download and Install - It's FREE!



Libby, by OverDrive (4+)
Library audiobooks and ebooks.
OverDrive, Inc.
#2 in Books
★★★★★ 4.8 • 3.2M Ratings
Free

- 2**
- Open the app.
 - If you have a library card, tap yes.

Welcome! Thousands of public libraries offer ebooks and audiobooks (for free!) in Libby. Let me ask you a few questions, to guide you to your library.

First question: do you have a **library card**?

Yes Not Yet

- 3** Libby will try to identify your library using GPS location. If Libby displays Siouxland Libraries, tap Sign In and go to step 5.

Add a library card for **Siouxland Libraries** so you can borrow titles and place holds.

Sign In With My Card

I Would Like A Card

- 4** If Libby can't locate your library, search for "Siouxland Libraries" or your zip code.

< Back

Map

You can search for your library by name or branch location.

LIBRARY NAME, CITY, OR ZIP

MATCHING LIBRARIES

✓ **Siouxland Libraries**
200 N. Dakota Avenue
Sioux Falls, South Dakota, USA

- 5** Enter library card number and four-digit pin and tap Sign In.



✓ **CARD NUMBER**

✓ **PIN**

Don't know your PIN? Ask your library.

Sign In

- 6** Tap Next. You're ready to use the app!



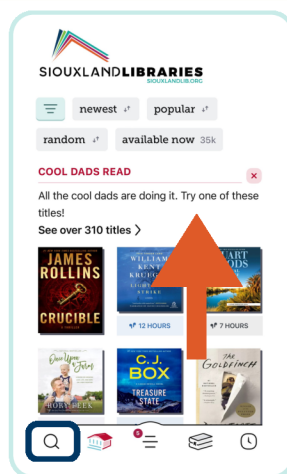
Rename Card **Next**



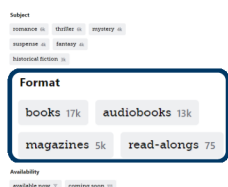
Questions? Call 605-367-8700

Borrowing a Title with Libby by OverDrive

- 1** Find a title you want to borrow two ways:
- Tapping the search icon to search a title, author, or keyword.
 - Scrolling down the page to browse highlighted collections.



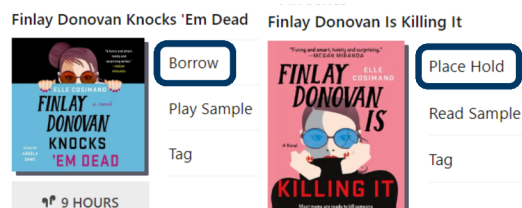
- 2** Choose to limit what formats you see by tapping the button and then selecting the desired format.



- 3** eBooks will have the full cover. eAudiobooks will have an earbud symbol on the bottom of the cover.




- 4** Once you find an item, tap Borrow to checkout the item. If a copy is not currently available tap Place a Hold to get in line for a copy.



- 5** To open borrowed items, tap Shelf at the bottom right of your screen.



- 6** Tap Open Book or Open Audiobook to begin reading or listening on your device.



- 7** Tap Manage Loan to see options for renewing or returning.

Questions? Call 605-367-8700